

NC Community College System:

Tuition and Other Receipts


Student Financial Aid



Presentation to Joint Appropriations Subcommittee on Education

Andrea Poole, Fiscal Research Division

February 28, 2013



FISCAL RESEARCH DIVISION
A Staff Agency of the North Carolina General Assembly

Agenda

1. Tuition
2. Carryforward
3. Federal Funding
4. Student Financial Aid

FY 2012-13 Budget

- The FY 2012-13 certified budget is \$1.48 billion.

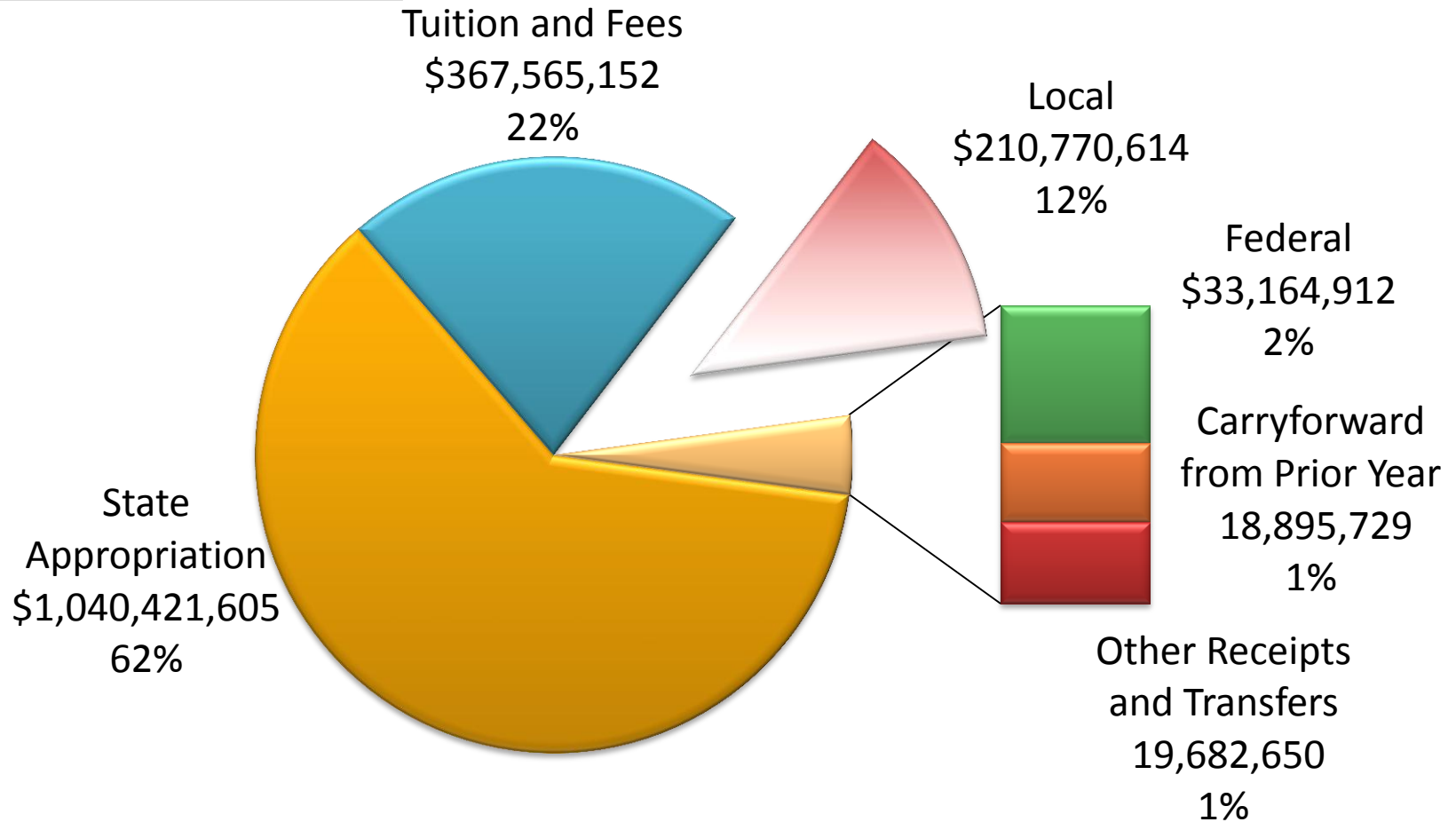
State Appropriation	\$1,040,421,605
Tuition and Fees	\$367,565,152
Federal	\$33,164,912
Carryforward from Prior Year	\$18,895,729
Other Receipts and Transfers	\$19,682,650
<hr/>	
Total	\$1,479,730,048

- Additionally, local governments are budgeted to contribute \$210.1 million.

Sources: FY 2012-13 Certified as of Sept 30, 2012, DCC 2-1 Summary

FY 2012-13 Sources of Funding

Total: \$1.69 billion



Sources: FY 2012-13 Sept. 30 Certified Budget, DCC 2-1 Summary

Tuition

G.S. 115D-39. Student tuition and fees.

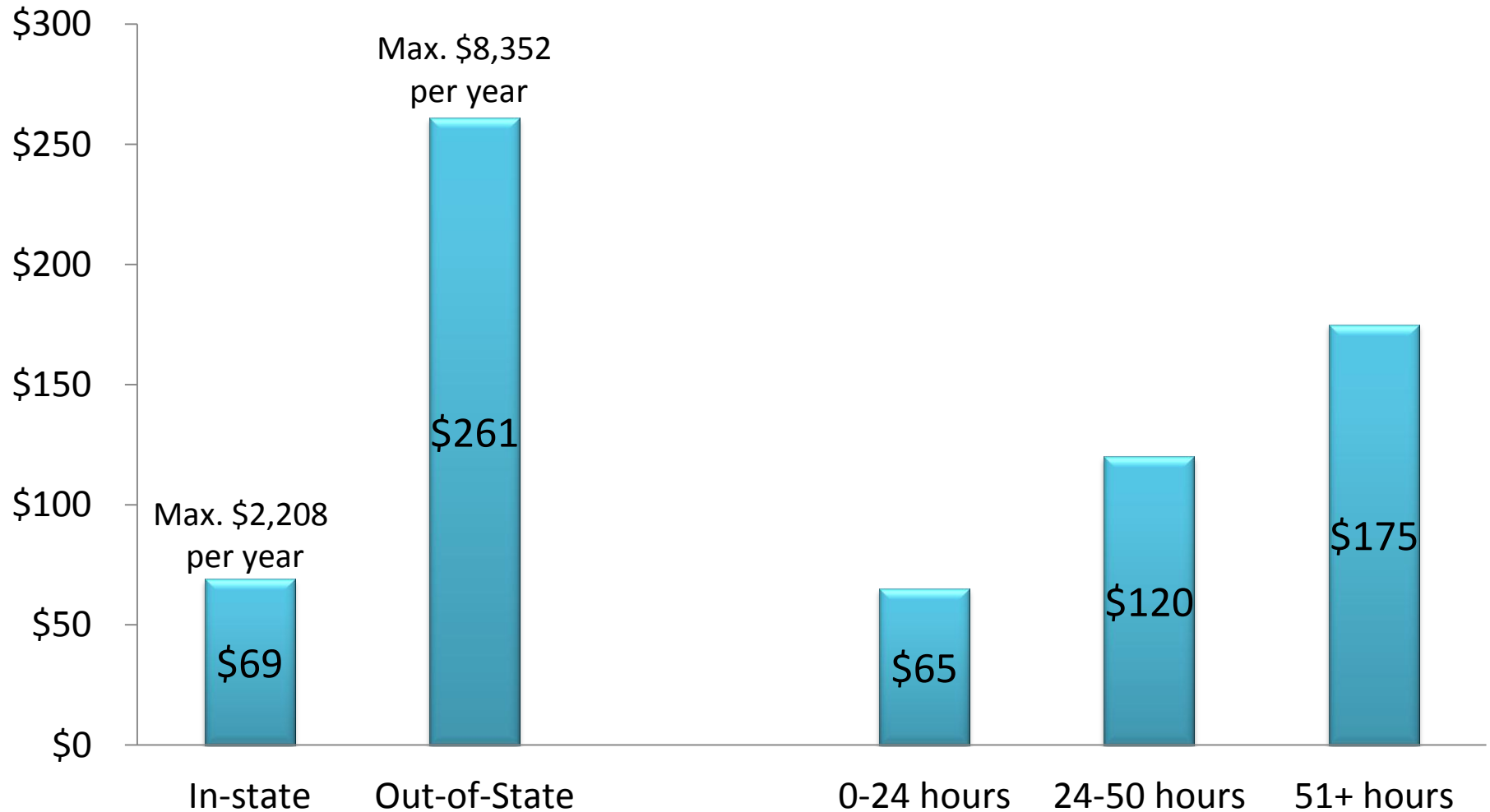
(a) The State Board of Community Colleges shall fix and regulate all tuition and fees charged to students for applying to or attending any institution pursuant to this Chapter.

The receipts from all student tuition and fees, other than student activity fees, shall be State funds and shall be deposited as provided by regulations of the State Board of Community Colleges.

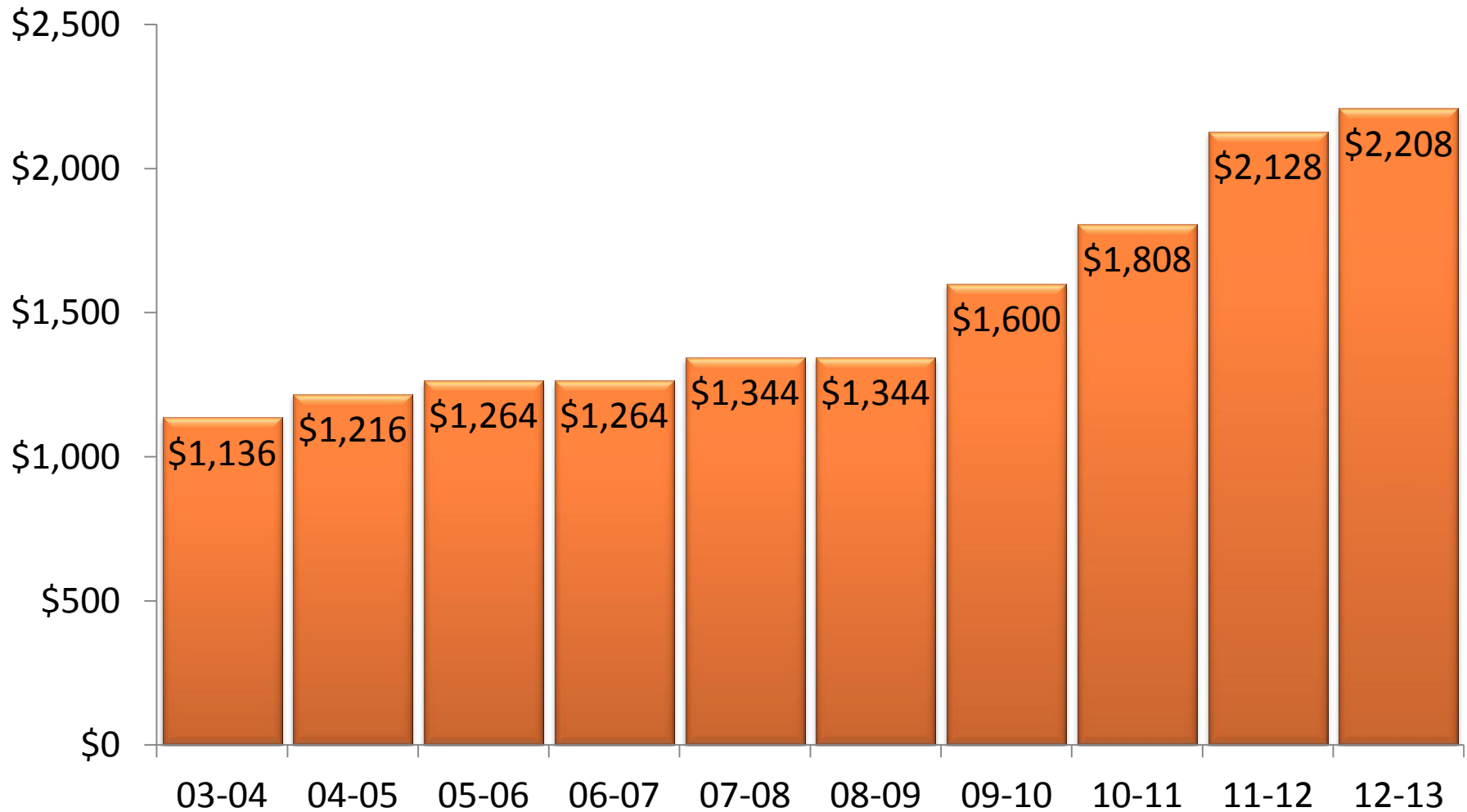
Tuition: FY 2012-13

Curriculum Tuition per Credit Hour

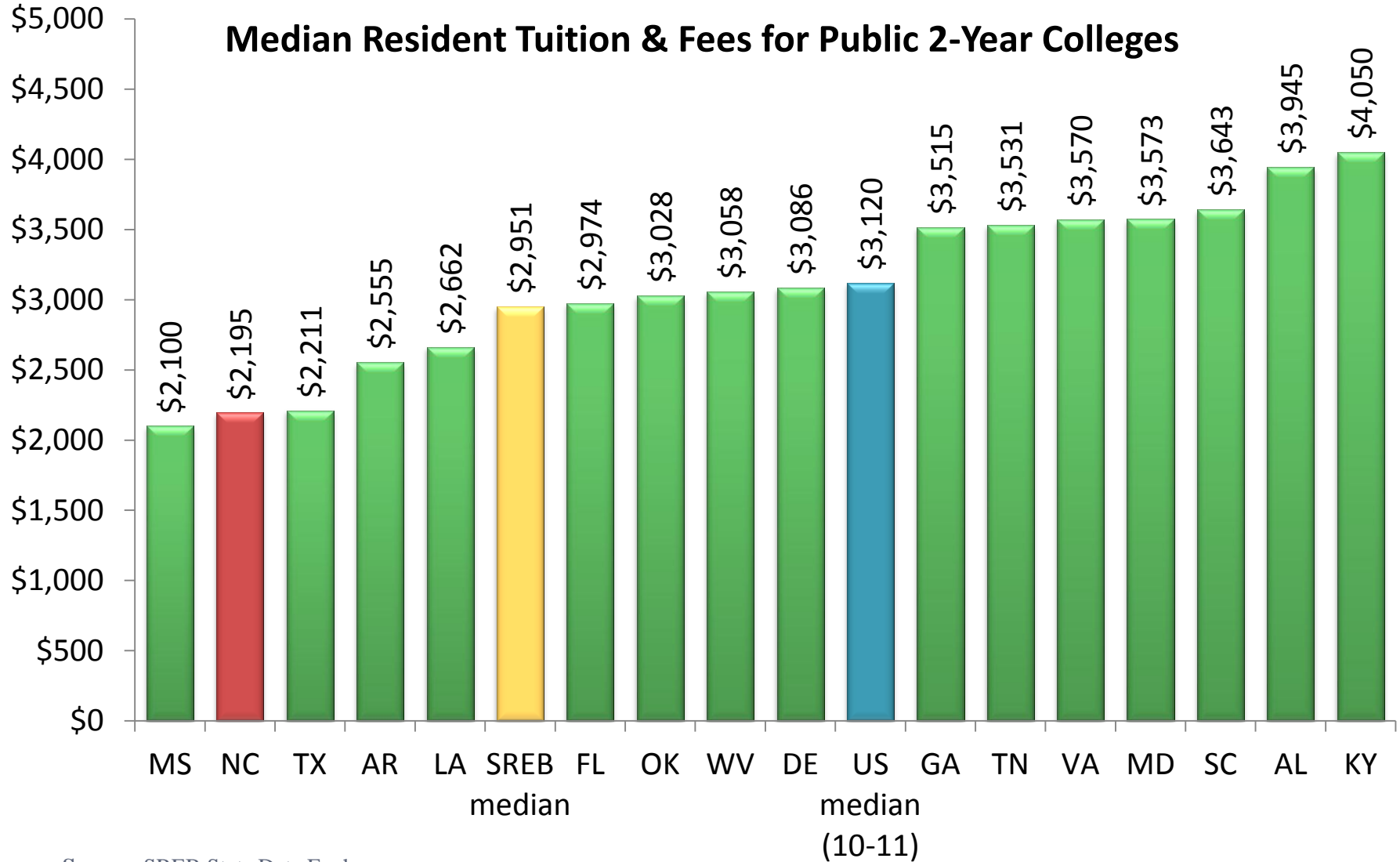
Continuing Education Fees



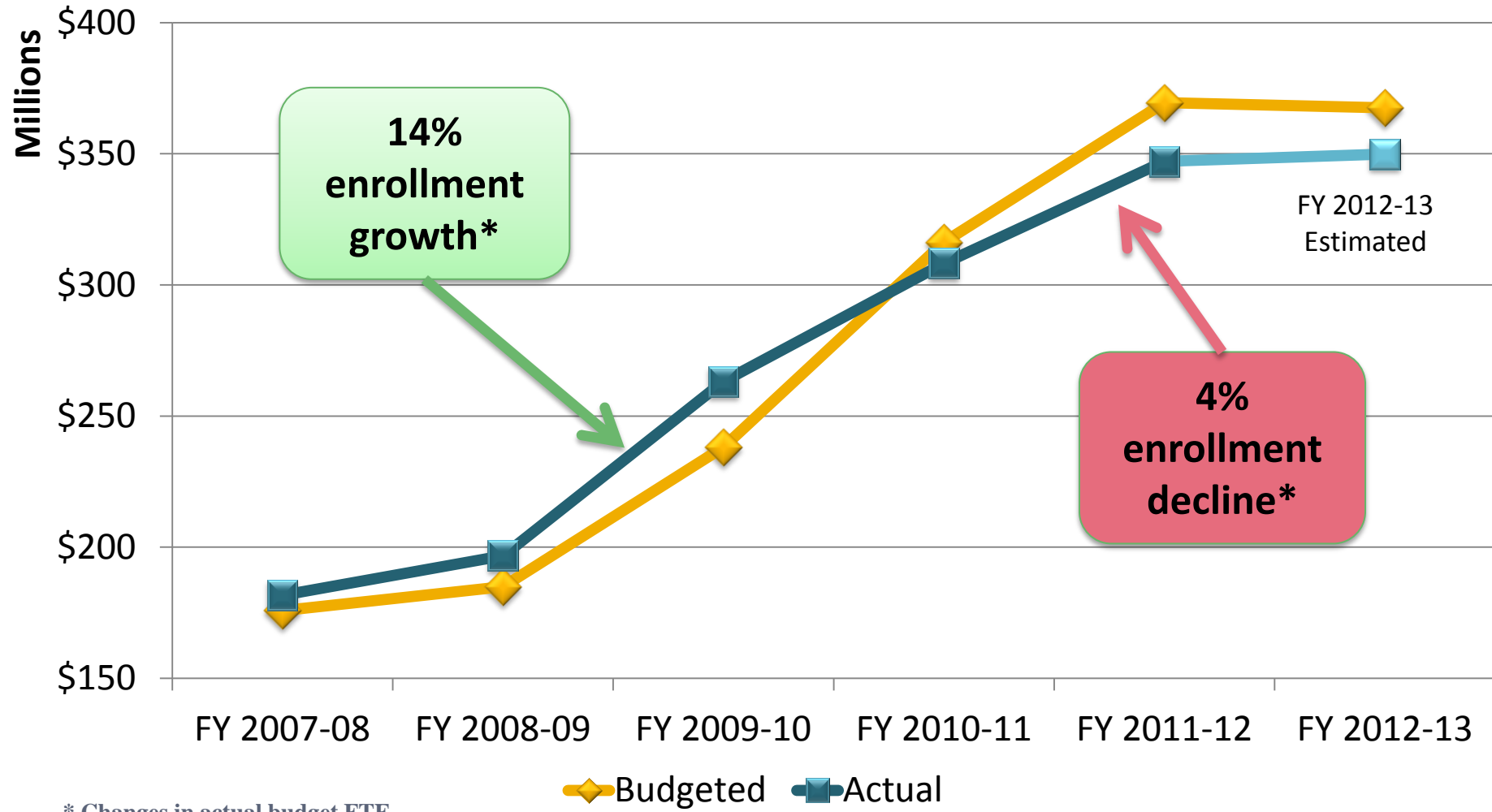
Tuition: Maximum Curriculum Tuition



Tuition: SREB States FY 2011-12



Tuition: Budgeted vs. Actual Receipts



* Changes in actual budget FTE.

Tuition: Waivers

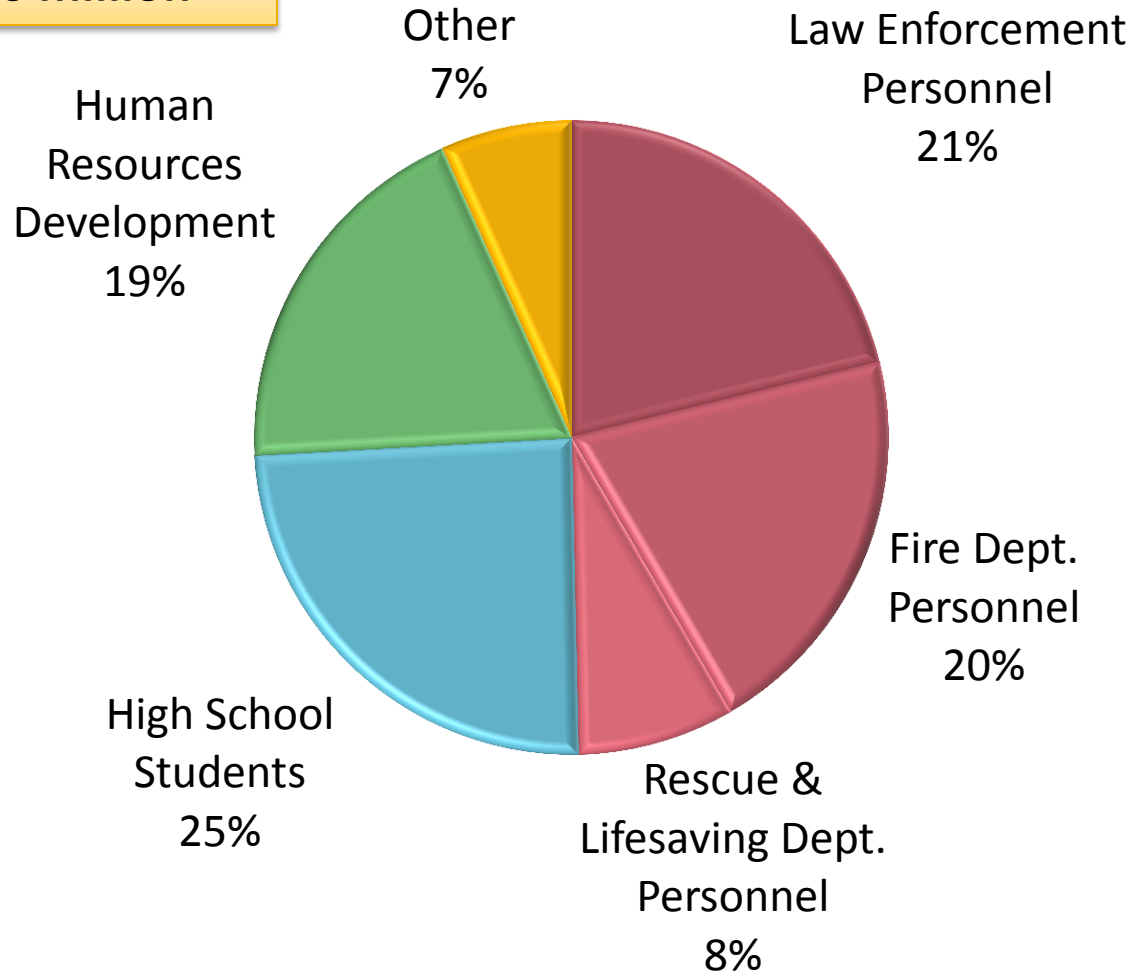
- There are several populations for whom tuition is waived by statute.

FY 2011-12 Total Tuition Waived	
Curriculum	\$22.2 million
Continuing Education	\$53.8 million
Total	\$76.0 million

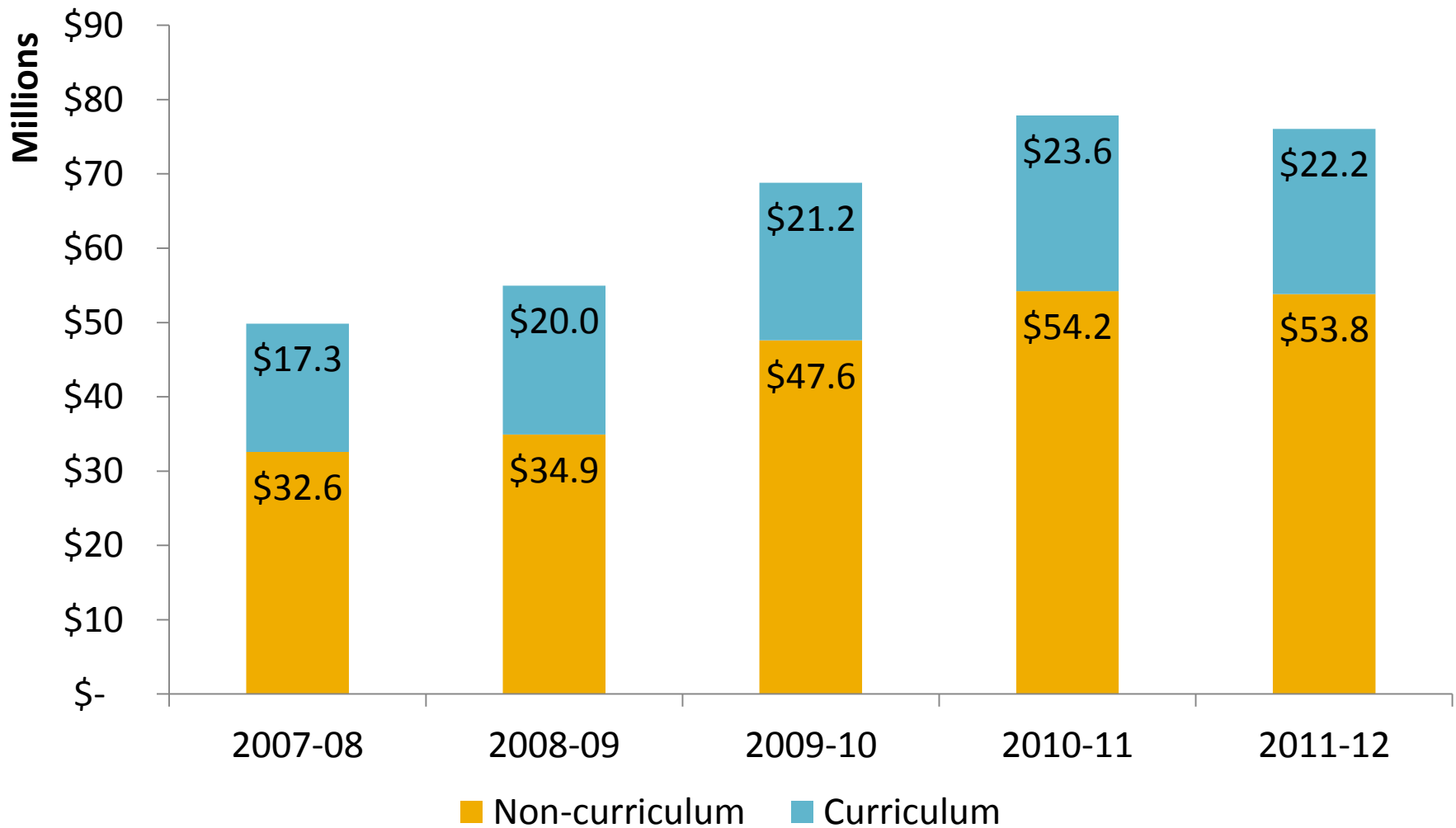
Source: NCCCS Tuition Waiver Report, FY 2011-12

Tuition: Waivers by Category, FY 2011-12

Total: \$76 million



Tuition: Waivers FYs 2008-12



Carryforward

- NCCCS is permitted by statute to carryforward funding for a number of reasons:
 - Performance funding
 - Equipment and library books
 - Customized Training program
 - Over-realized tuition receipts
 - Financial aid
- Total budgeted carryforward in FY 2012-13 is \$18,895,729.

Federal Funding

- Federal grants fund activities in two major areas:

Vocational Education

- \$14.9 million (budgeted)
- Through the Carl D. Perkins Career and Technical Education Improvement Act of 2006

Basic Skills Education

- \$17.6 million (budgeted)
- Through Title II – Adult Education and Literacy of the Workforce Investment Act of 1998

- Total budgeted federal funding in FY 2012-13 is \$33,164,912.

Student Financial Aid

- Community college students participate in many State-funded scholarship programs.
- This presentation discusses the 3 programs in the NCCCS budget. The rest will be discussed in the UNC presentation.
- Total funding in FY 2012-13 is \$16,500,000.
 - \$16,335,000 from the Escheat Fund
 - \$165,000 from the General Fund

Student Financial Aid: CC Grant Program

- Combination of three programs:
 - Federal Pell Grant
 - NC Community College Grant
 - Education Lottery Scholarship
- Provides students with an Expected Family Contribution (EFC) up to \$5,000 with at least a combined \$4,350 (or “floor”).
 - \$650 for students with EFC between \$5,000 and \$6,000.
 - Floor prorated for $\frac{3}{4}$ - and $\frac{1}{2}$ -time students.

Sample Student: EFC of \$2,500	
Federal Pell Grant	\$3,100
NC Community College Grant	\$950
Education Lottery Scholarship	\$300
Total Award	\$4,350

Student Financial Aid: CC Grant Program

FY 2011-12 Program Statistics

Expenditures	\$15,187,0230
Students Assisted	26,487
Average Award (CC Grant only)	\$573.37
Average % of Students Full-Time	77%
% Independent Students	55%

Student Financial Aid: Targeted Assistance and Less than Half-Time Students

- Total funding: \$550,000
- Allocated to colleges to assist students who do not qualify for CC Grant Program, including:
 - Students who enroll in low-enrollment, but high-demand programs.
 - Students with disabilities referred by the Div. of Vocational Rehabilitation (DHHS)
 - Students enrolled less than half-time.

Summary

NC has among the lowest tuition and fees among SREB states

During periods of slow growth or enrollment declines, tuition receipts often do not meet budgeted projections.